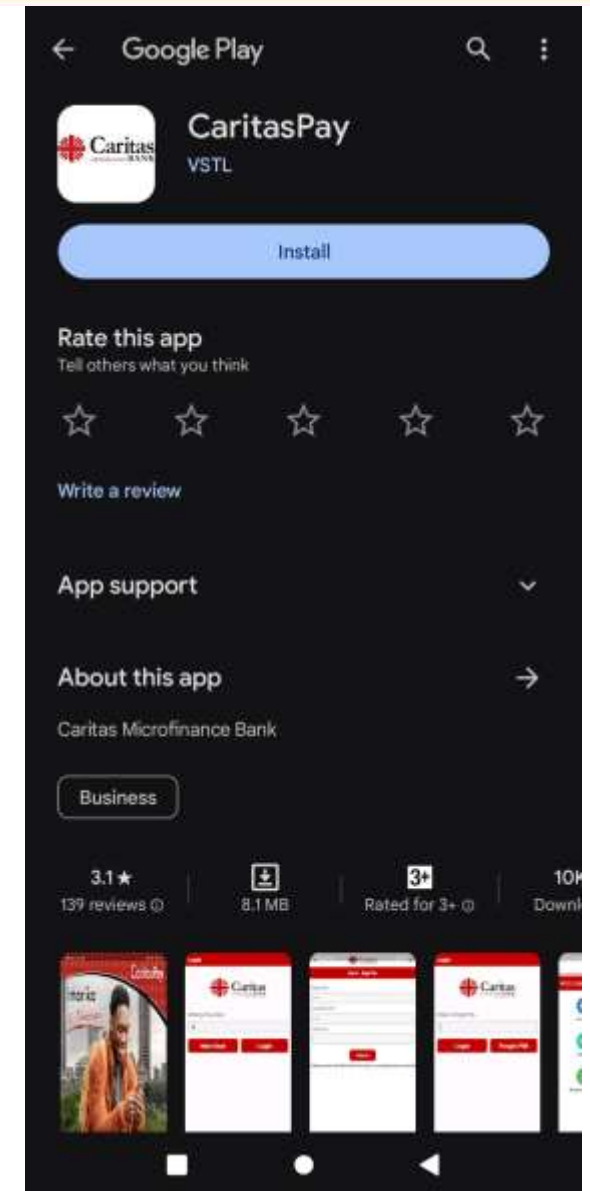



Go to play
store

<https://play.google.com/store/apps/details?id=com.vstl.caritasbank>



Installing
Locate the
installed
Caritas pay app
on your phone



Open Account :

On landing page. You will see two buttons: Open Account and Login. Click on open Account

Login



Mobile Number

Open Account

Login

[Terms and Conditions](#)

[Privacy Policy](#)

Registration:

Registration

Disclaimer
Please provide all the details correctly . OTP will be sent to your mobile number.

Mobile Number

I give Caritas bank consent to send me marketing communication as outlined in the details of [Privacy policy](#)

By registering for Caritas Bank you agree to the [Terms & Conditions](#) as set out in the link below .

Get OTP

Registration:

After inserting your phone number, tick on the check box below to accept terms and Conditions and the click on the button below

'Get OTP'

Registration

Disclaimer

Please provide all the details correctly . OTP will be sent to your mobile number.

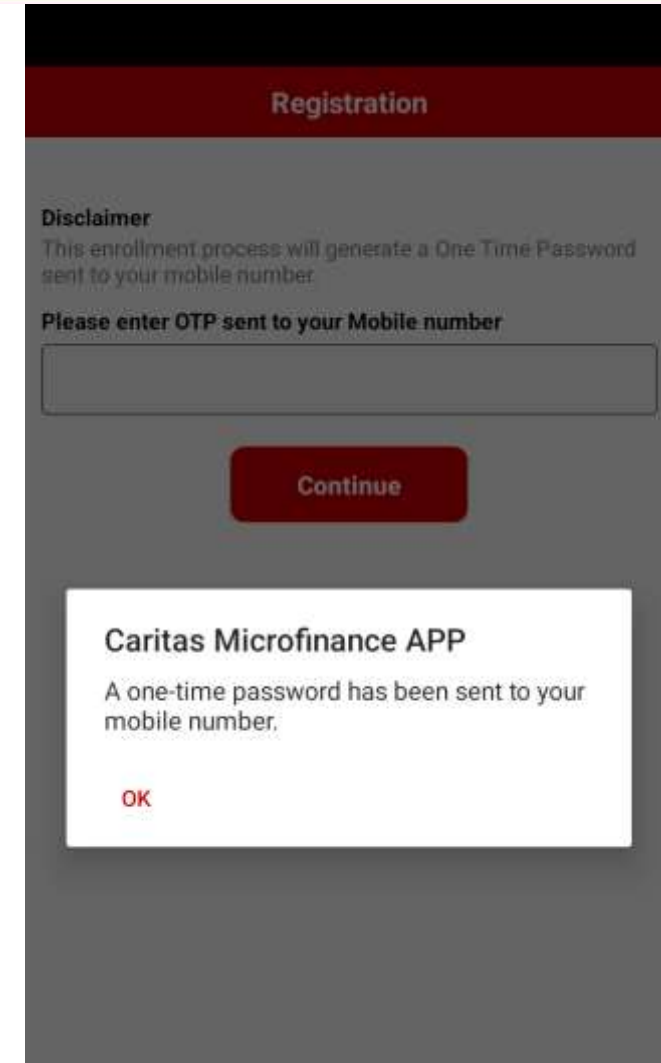
Mobile Number

I give Caritas bank consent to send me marketing communication as outlined in the details of [Privacy policy](#)

By registering for Caritas Bank you agree to the [Terms & Conditions](#) as set out in the link below.

OTP :

You will get the shown message.
Check your messages for the sent
OTP



OTP :

On the shown field, key in the
OTP sent to your phone.

Registration

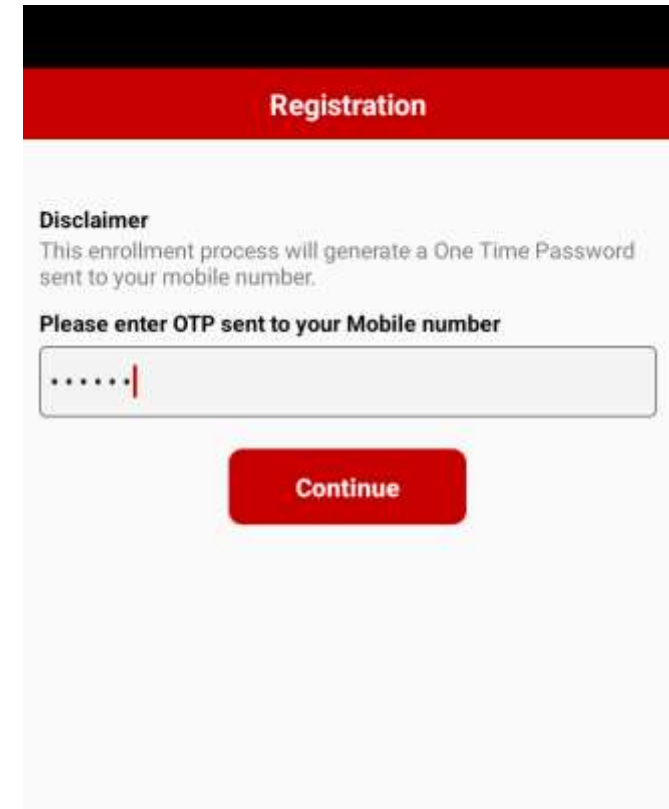
Disclaimer
This enrollment process will generate a One Time Password sent to your mobile number.

Please enter OTP sent to your Mobile number

Continue

Continue:

This is how it will look like
after inserting the OTP



Registration

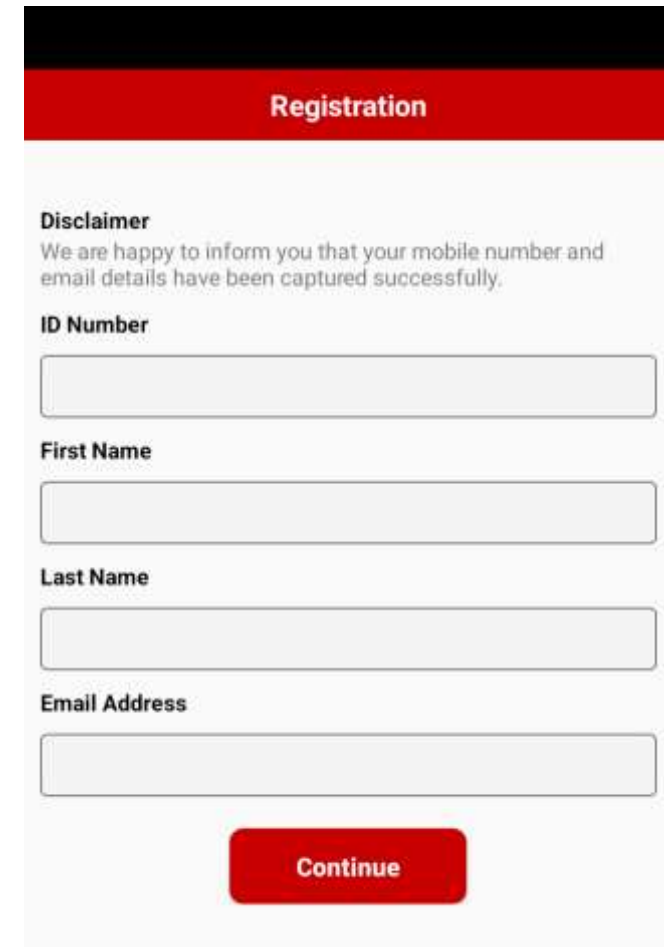
Disclaimer
This enrollment process will generate a One Time Password sent to your mobile number.

Please enter OTP sent to your Mobile number

Continue

Registration:

After inserting the correct OTP,
you will get another page where
you will key in your ID number,
First name, Last name as they
appear in your National ID.
Click Continue



Registration

Disclaimer
We are happy to inform you that your mobile number and email details have been captured successfully.

ID Number

First Name

Last Name

Email Address

Continue

Registration:

This is how your data will be displayed after submitting.
Click Continue Button

Registration

Disclaimer
We are happy to inform you that your mobile number and email details have been captured successfully.

ID Number

First Name

Last Name

Email Address

[Continue](#)

Customer Details:

After clicking on Continue Button, you will be required to fill in your address, County, Introduced by and KRA PIN.

Registration

Disclaimer
Please confirm your details as below

Name
STEVE

Birth Date
01/01/1995

Gender
MALE

ID Number
12345678

Address
99

County
NAIROBI

Introduced By
14141

KRA Pin
A00367387569U

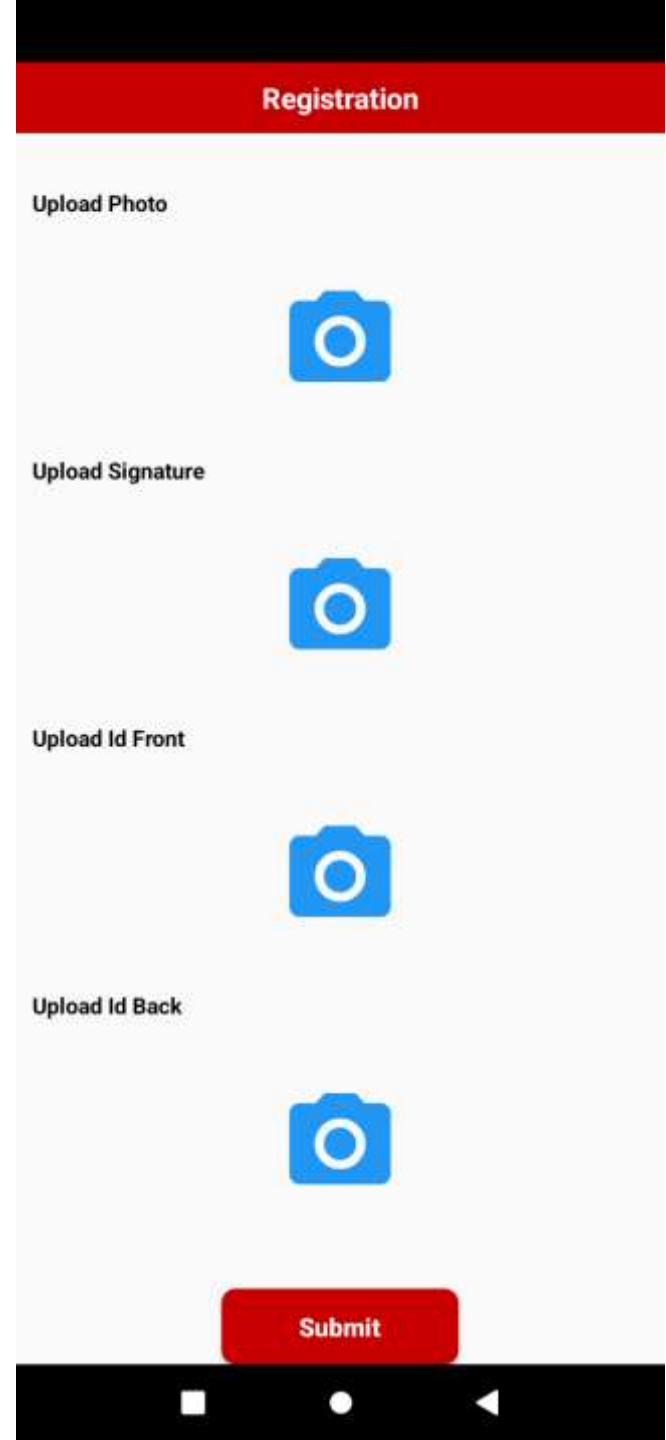
Upload Photo



Documnet Uploading

On the same page, upload your passport, signature, ID Card from and back, Then click submit

After submitting, an STK push will pop up on your screen requiring to PUT your M-pesa PIN. 200 shilling will be deducted from your account



Account Number

Finally your account will be open with the message shown:

You will also receive your login credentials:

